

50 YEAR WARRANTY*
Stainless Steel Sinks

50 YEAR WARRANTY*
Fragranite Sinks

15 YEAR WARRANTY*
Kitchen Mixers
5 year parts & labour
10 years cartridge

15 YEAR WARRANTY*
High Flow Water Filter

5 YEAR WARRANTY*
Waste Disposers

12 MONTH WARRANTY*
Waste Management

12 MONTH WARRANTY*
Accessories

FRANKE

As our policy is one of continual improvement, the manufacturer reserves the right to alter specifications without notice.

For our nearest bathroom showroom,
AUS: Call 1800 032 566 or visit reece.com.au

Due to limitations in the printing process the colours in this brochure are a guide only. The manufacturer/distributor reserves the right to vary specifications or delete models from their range without prior notification. The manufacturer / distributor takes no responsibility for printing errors.

Franke sinks enjoy an extensive product warranty. Check product for details, terms and conditions apply. Domestic use only. See www.reece.com.au/warranties for more information.

(BROCHURE CODE 9501714 V22)

Franke Australia Pty Ltd
83 Bangholme Rd
Dandenong South
VIC 3175
Australia
Phone +61 3 9700 9100
Fax +61 3 9700 9191
HS-info.AU@franke.com
www.franke.com

 www.franke.com

 facebook.com/FrankeAUS

 [@frankeaus](https://www.instagram.com/frankeaus)

reece

PRODUCT CATALOGUE

FRANKE



FRANKE

Sinks and Appliances

OVERVIEW OF FUNCTIONS / SYMBOLS

OVENS



Oven light
Illuminates the inside of the oven



Defrost
Ideal for defrosting frozen foods



Double grill with fan
Grilling large amounts with forced convection



Double grill
Air circulates while using the double grill function



Grill
Perfect for grilling meat and poultry on one level



Grill with fan
Air circulates while using the grill function



Top / bottom fan assisted
Traditional cooking on one level with forced convection



Top / bottom heat
Traditional cooking, baking and roasting on one level



Bottom heating element
Heat comes from below



Top heating element
Heat comes from above



Fan forced
Heating element surrounds a fan distributing hot air evenly



Pyrolytic function
Self-cleaning functionality



Quick start
Runs all fans and elements, ideal for pre-heating the oven



Pizza setting
Ideal for cooking pizza, quiches and tray baked foods

MICROWAVES



Microwave
Used for cooking and re-heating food



Dessert setting
Ideal for heating desserts



Weight defrost
Defrosts frozen foods by utilising the weight of the food



Meat setting
Ideal for heating meat and poultry



Vegetable setting
Ideal for heating vegetables



Popcorn setting
Ideal for making popcorn



Potato setting
Ideal for heating potatoes



Fish setting
Ideal for heating fish



Pasta setting
Ideal for heating pasta dishes



3D hot air
Used for baking cakes, pizza and small baked items



Memory
Memorises cooking programmes set for future use



Hot beverage setting
Ideal for heating beverages



Pizza setting
Ideal for cooking pizza, quiches and tray baked foods

OVERVIEW OF FUNCTIONS / SYMBOLS

COOKTOPS



Flame failure
Gas shut-off safety feature



Cast-iron trivets
Sturdy support for heavy pans



WOK burner
Powerful gas burner ideal for stir fries



Timer
Set appliance to turn off after a set time



Touch control
Touch sensitive control panel



Child lock
Incorporated safety feature



Induction technology
Heats up when the base of the pan is placed on cooking zone

RANGEHOODS



LED lighting
Provides bright lighting for the kitchen space



Perimeter extraction
Air flows around the perimeter of the hood panels



Dishwasher safe filters
Filters are able to be washed in a dishwasher



Soft touch controls
Responsive buttons on the control panel

DISHWASHERS



Automatic function
Automatic wash cycle ideal for pots, pans and dishes



Normal
Standard programme suitable to clean used tableware



Glass setting
Ideal for washing fragile items



90 minute programme
90 minute wash cycle



Rapid setting
Quick wash cycle for light loads



Intensive setting
Wash cycle for heavy pots, pans and dishes



Heavy setting
Wash cycle for pots, plates, glasses and pans



INDEX

Our History	04
Our Future	05
Our Brand	06
Choosing Your Sink	12
All-In Accessories	15
Accessories Matrix	16

SINKS & TAPS

Product Range Overview	18
Ancona	22
Bow Prep Centre	24
Bow	26
Fresno	29
Rapid	30
City	33
Taps	40
Plumbing Kits	42

DESIGNER SERIES APPLIANCES

Product Range Overview	47
Ovens	48
Microwave Ovens	50
Gas Cooktops	51
Electric Cooktops	53
Rangehoods	56
Upright Cooker	58
Dishwashers	59



OUR HISTORY

Over one hundred years of passion

Making something wonderful rarely happens overnight, and Franke has been pushing the boundaries for over 100 years. Founded in 1911, Franke was built on a foundation of precision engineering combined with traditional craftsmanship. Over 100 years later, those principles endure, while a focus on the changing needs and lifestyles of our customers has helped us become the world's largest manufacturer of kitchen sinks.

SWISS PRECISION ENGINEERING

The Franke story began as a small sheet-metal business in Rorschach, Switzerland, established by Hermann Franke in 1911. Since then we've established efficient and economic manufacturing facilities all around the world.

Many things have changed in the past century, but what is always the same is a set of values, characterised by respect, trust and openness. The values of innovation, entrepreneurship, quality and stylish design were in the heart of Hermann Franke and continue to be at the heart of the business, as we enter a second century of smart and stunning design.

FRANKE OWNERS



Hermann Franke
1911 to 1939

Willi Pieper
1976 - 1988

Michael Pieper
1989 to present

SHAPING OUR FUTURE

Preserving the environment – shaping the future. As a company conscious of our responsibilities, we think and act today in the interests of the world of tomorrow. We work hand in hand with our partners, customers and suppliers to create a livable future where people can also thrive.

“We believe that sustainability means fairness to future generations” – this quote from Michael Pieper, owner of the Franke Group encapsulates our company ideals. We reconcile economics and ecology and make a proactive contribution towards sustainable development – with long-lasting products, recyclable materials and smart technologies. We use the global sustainable development goals and the United Nations Global Compact (UNGC) as a guide and framework on the path to a climate-neutral future.

Putting people at the heart of our sustainability

The foundation of our new sustainability strategy rests on the three pillars of the environment, employees and the company. When it comes to environment, we focus on the production and lifecycles of our products. As the market leader, creating reliable and innovative solutions with real added value is both a challenge and a source of motivation.


This exceptional quality enables customers to use our products for more than two decades – conserving resources in the process. We also feel an immense responsibility towards our employees, of which there are approximately 8700 around the world. Words like appreciation and trust aren't just empty phrases to us - they're deeply embedded in our company's DNA.

We help people to stay healthy and to make their professional aspirations a reality. Franke is synonymous with diversity, equal opportunities, cohesion and a company culture where people want to give their best and contribute their own ideas.



“We are intensifying our efforts within the Franke Group to manage our impact on environmental, social and governance matters. By setting and monitoring targets, we will be able to achieve lasting positive change.”

*Patrik Wohlhauser
CEO Franke Group*



Our ambition – net zero by 2040

We have clear goals that support our ambition to create a sustainable world for our customers, employees and society – for both today and tomorrow. Our vision at Franke is to become net CO₂ neutral in production by 2030, and net CO₂ neutral across the entire Franke value chain by 2040.

To accelerate our progress, we have prioritized sustainability as a strategic component that encompasses, supports, and shapes all of the Group's activities. This broader approach includes the environmental impact outside our direct operations – those generated throughout our products' lifecycles, such as materials and supply, distribution, product usage, and end of life.

Franke's design philosophy is focused on three key aspects: functionality, innovation, and aesthetics. The company aims to create products that are practical, user-friendly, and visually appealing, ensuring a seamless integration into any kitchen design.



Franke kitchen in the 1950's




Franke kitchen today



QUALITY AND CRAFTSMANSHIP




Franke is committed to producing high-quality products, using premium materials like stainless steel and Fraganite. The company invests in research and development, utilising advanced manufacturing techniques and strict quality control measures to ensure each product is crafted with precision and durability.



Aarburg, Switzerland HO



AWARDS



For over 110 years, Franke Designers have prided themselves in their craftsmanship when developing high-quality Swiss-made products. Timeless yet contemporary design has remained at the forefront of innovation at Franke, a promise that has been recognised globally, with over 120 awards won.



GLOBAL PRESENCE

Franke has a worldwide presence, with sales and service locations in over 40 countries. The company operates international production facilities and caters to different regional preferences, ensuring its products meet the diverse needs of customers across the globe.



FUTURE OUTLOOK

Franke continues to focus on growth, product development, and adapting to changing customer needs and market trends. The company is dedicated to creating innovative kitchen solutions that improve functionality and enhance the overall user experience while maintaining its commitment to quality, design, and sustainability.



ENVIRONMENTAL COMMITMENT

Franke is dedicated to minimising its environmental impact by implementing sustainable manufacturing practices and offering eco-friendly product options. The company focuses on energy efficiency, reducing waste, and using recyclable materials in its products and packaging.





CUSTOMER SERVICE

Franke places a strong emphasis on providing excellent customer service and support. The company offers comprehensive warranty programs and is dedicated to resolving customer concerns promptly and efficiently. Franke's customer support team is available to assist with product selection, installation, and maintenance.



CHOOSING YOUR PERFECT SINK

As the kitchen sink is seen as the heart of the kitchen, it's the perfect starting point for creating your dream kitchen. There are however certain functional considerations to take into account and the following information will help to ensure that your ideal sink is the perfect fit for your ideal kitchen.

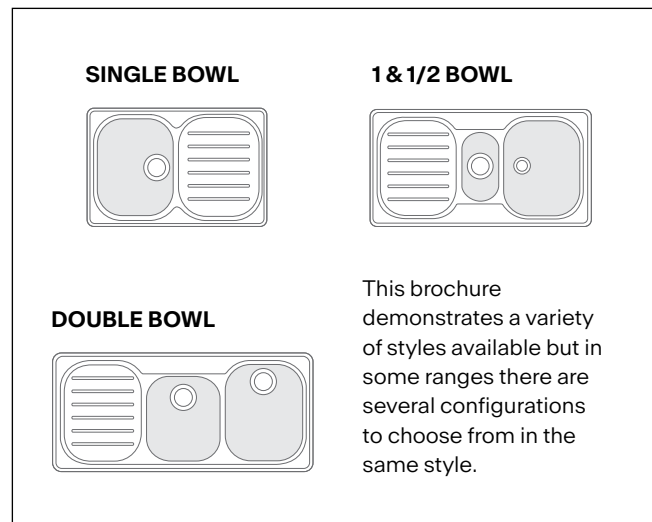


BOWL AND DRAINER CONFIGURATION

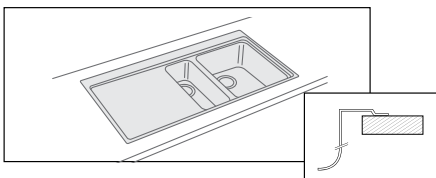
BOWL AND DRAINER CONFIGURATION

The type and position of your bowl depends on how you intend to use your sink. If you like room to clean large items like grill pans, a larger single bowl may be best for you, or for a multi-functional purpose, you may prefer the versatility of two separate working bowls.

The drainer location is also an important consideration. For many sinks you will need to choose the specific version you prefer - with drainer on the left or right hand side. Whereas other sinks are reversible which indicates the drainer can be positioned on either side.

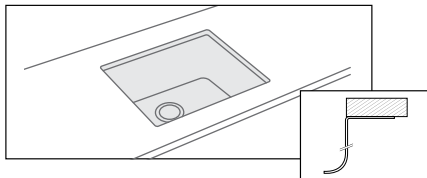


INSTALLATION TYPES



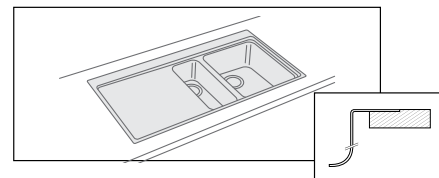
INSET SINKS

Inset sinks are installed from above into a pre-prepared hole in your benchtop. It gives you the widest range of sink shapes, sizes and styles to choose from.



UNDERMOUNT SINKS

Undermount sinks are installed underneath the benchtop and require a solid surface such as granite. They are not compatible with laminate work surfaces.



FLUSHMOUNT SINKS

Flushmount sinks feature a single thickness edge allowing a slim fit to the benchtop which can also be recessed resulting in a flush fit with the surface.

MATERIAL TYPES



STAINLESS STEEL

Franke stainless steel sinks are made from premium quality chrome nickel steel, which looks beautiful, is highly resistant to staining, rust and corrosion - plus it won't chip, flake or break.

It's the most popular material for a kitchen sink - and for good reason. Stainless steel has a timeless quality that sits beautifully in a traditional or contemporary style kitchen, offering beautiful design and a durability that helps keep it looking at its best for years.



FRAGRANITE

Fragranite is an exceptionally tough material containing 80% quartz and 20% resin to form a unique material with a subtle sheen that is warm to the touch.

Kitchens can be a critical location for spreading bacteria. On unprotected material, bacteria can multiply every 20 minutes making surfaces unhygienic. The integrated Sanitized® hygiene function in Fragranite sinks helps to keep this area clean and provides the sink with lasting protection.



LEADERS IN INNOVATION



Style and functionality make these award-winning sink accessories a wonderful addition to any kitchen. Designed to fit any sink, each component intuitively makes sense and guides your food preparation, cooking and cleaning up.

COMPATIBLE
WITH ALL
FRANKE
SINKS

ALL-IN ACCESSORIES PACK (2403079)



TELESCOPIC BRIDGE

Featuring extendable stainless steel rails with durable handles that will adjust to fit bowls up to 540mm. Incorporates small feet that sit against the sink edge to ensure a stable fit.



BAMBOO CHOPPING BOARD

With feet built into its underside, the bamboo board can be positioned above the sink rim, or securely fitted onto the bridge's stainless steel rails.



LARGE STRAINER BOWL











Made from Sanitized material, the large strainer has holes that mean it can be used as a colander for rinsing ingredients, for collecting peelings when preparing fruit or vegetables, or as a drainer for cutlery and utensils.








FOLDABLE SILICONE DRAINER MAT

Foldable for easy storage and with an inclined surface for use as a drainer, the pad is also heat resistant and can hold pots and pans straight from the hob or oven.

AVAILABLE ACCESSORIES

	 2400572 Rollamat	 2414029 Rollamat	 2029793 Extension Drainer	 2401329 Extension Drainer	 2400491 Drainer Basket	 2401361 Chopping Board	 2414027 Chopping Board	 2400570 Strainer Bowl	 2414028 Strainer Bowl	 2403079 All-In
ANX 110-34 (2400799)	•		•		•					•
ANX 110-48 (2400800)	•		•		•					•
ANX 120 (2029811)	•		•		•					•
BWX 220-41/27 (2406002)				•						•
BWX 120-41/27 (2406001)				•						•
BXX 210-36 (2008348)	•			•	•	•				•
BXX 210-50 (2008350)	•			•	•	•				•
BXX 210-68 (2008349)	•			•	•	•				•
BXX 220-36/36 (2008351)	•			•	•	•				•
BXX 220-42/29 SBL (2008459)	•			•	•	•				•
BXX 220-42/29 SBR (2008460)	•			•	•	•				•
FSG 611-88 ON (2402881)	•							•		•
FSG 611-88 CG (2402882)	•							•		•
RPX 611-86 LHD (2008352)										•
RPX 611-86 RHD (2008353)										•
RPX 651 LHD (2008354)										•
RPX 651 RHD (2008355)										•
RPX 621 LHD (2008356)										•
RPX 621 RHD (2008357)										•
UCG 611-100 (2406925), (2406924), (2406923)										•
UCG 620-78 (2406928), (2406930), (2406929)	•			•	•					•
UCG 621 (2406931), (2406927), (2406926)										•
MRG110-39 (2414000), (2414001), (2414002)		•								•
MRG610-51FTL (2414003), (2414004), (2414005)		•		•			•		•	•
MRG110-51 (2414006), (2414007), (2414008)		•		•			•		•	•
MRG610-75FTL (2414009), (2414010), (2414011)		•		•			•		•	•
MRG110-75 (2414012), (2414013), (2414014)		•		•			•		•	•
MRG620-36/36FTL (2414015), (2414016), (2414017)		•		•			•		•	•
MRG120-36/36 (2414018), (2414019), (2414020)		•		•			•		•	•
MRG620-43/30FTL (2414021), (2414022), (2414023)		•		•			•		•	•
MRG120-43/30 (2414024), (2414025), (2414026)		•		•			•		•	•

CITY SINK BOTTOM GRID COMPATIBILITY

	 2400572 BG347	 2414018 BG322	 2401329 BG710	 2400491 BG390	 2401361 BG264
MRG110-39 (2414000) (2414001) (2414002)	•				
MRG610-75FTL (2414009) (2414010) (2414011)			•		
MRG110-75 (2414012) (2414013) (2414014)			•		
MRG620-36/36FTL (2414015) (2414016) (2414017)		•			
MRG120-36/36 (2414018) (2414019) (2414020)		•			
MRG620-43/30FTL (2414021) (2414022) (2414023)				•	•
MRG120-43/30 (2414024) (2414025) (2414026)				•	•

PRODUCT RANGE OVERVIEW

SINKS & TAPS

ANX 110-34 (2400799)



ANX 110-48 (2400800)



ANX 120 (2029811)



BWX 220-41/27 (2406002)



BWX 120-41/27 (2406001)



BXX 210-36 (2008348)



BXX 210-50 (2008350)



BXX 210-68 (2008349)



BXX 220-36/36 (2008351)



BXX 220-42/29 SBL (2008459)



FSG 611-88 CG (2402882)



MRG110-39MB (2414000)



Also available in SBR

Also available in onyx

Also available in onyx and polar white

MRG610-75FTLMB (2414009)




MRG110-75MB (2414012)



MRG620-36/36FTLMB (2414015)



MRG120-36/36MB (2414018)



Also available in onyx and polar white

Also available in onyx and polar white

Also available in onyx and polar white

Also available in onyx and polar white

MRG620-43/30FTLMB (2414021)



MRG120-43/30MB (2414024)



RPX 611-86 LHD (2008352)



RPX 651 LHD (2008354)



Also available in onyx and polar white

Also available in onyx and polar white

Also available in right hand drainer

Also available in right hand drainer

RPX 621 LHD (2008356)



UCG 611-100 MB (2406925)



UCG 620-78 MB (2406931)



UCG 621 MB (2406928)



Also available in right hand drainer

Also available in onyx and polar white

Also available in onyx and polar white

Also available in onyx and polar white

PRODUCT RANGE OVERVIEW

SINKS & TAPS

TA9531 (2003899)



TA9531B (2264953)



TA9631 (2265241)



TA9631B (2265242)



SINKS AND TAPS



ANCONA ANX 110-34 (2400799)



SPECIFICATIONS OVERVIEW

INSTALL TYPE	Undermount
OVERALL SIZE	370 x 430mm
BOWL SIZE	340 x 400 x 190mm / 25L
BOWL RADIUS	36mm
OVERFLOW	Yes
CUT-OUT SIZE	Template

ANCONA ANX 110-48 (2400800)



SPECIFICATIONS OVERVIEW

INSTALL TYPE	Undermount
OVERALL SIZE	510 x 430mm
BOWL SIZE	480 x 400 x 190mm / 36L
BOWL RADIUS	36mm
OVERFLOW	Yes
CUT-OUT SIZE	Template

AVAILABLE AII-IN ACCESSORIES PACK

2403079



Telescopic
Bridge



Large
Strainer Bowl



Chopping
Board



Silicone
Drainer Mat

OTHER AVAILABLE ACCESSORIES



2029793
Extension
Drainer



2400572
Rollamat



2400491
Drainer
Basket

ANCONA ANX 120 (2029811)



SPECIFICATIONS OVERVIEW

INSTALL TYPE	Undermount
OVERALL SIZE	770 x 450mm
BOWL SIZE	340 x 400 x 190mm / 25L (x2)
BOWL RADIUS	36mm
OVERFLOW	Yes
CUT-OUT SIZE	Template

AVAILABLE ALL-IN ACCESSORIES PACK

2403079



Telescopic Bridge



Large Strainer Bowl



Chopping Board



Silicone Drainer Mat

OTHER AVAILABLE ACCESSORIES



2029793
Extension
Drainer



2400572
Rollamat



2400491
Drainer
Basket



BOW PREP CENTRE BWX 220-41/27 (2406002)



SPECIFICATIONS OVERVIEW

INSTALL TYPE	Inset / Flushmount
OVERALL SIZE	790 x 510mm
BOWL SIZE	410 x 480 x 200mm / 39L 270 x 480 x 200mm / 26L
BOWL RADIUS	12mm
CUT-OUT SIZE	Template
OVERFLOW	Yes
CONFIGURATION	Reversible

Please note: accessories can be removed to make use of the second bowl.

AVAILABLE ALL-IN ACCESSORIES PACK

2403079



Telescopic Bridge



Large Strainer Bowl



Chopping Board



Silicone Drainer Mat

INCLUDED ACCESSORIES

Also available for individual purchase.



2407081
Chopping Board



2407082
Chopping Board



2407083
Wire Rack



2407084
Knife Set



2407085
Knife Holder



2407086
Strainer Bowl



2407087
Stainless Organiser



2407088
Remote Waste Push Button

OTHER AVAILABLE ACCESSORIES



2401329
Extension Drainer

BOW PREP CENTRE BWX 120-41/27 (2406001)



Please note: accessories can be removed to make use of the second bowl.

SPECIFICATIONS OVERVIEW

INSTALL TYPE	Undermount
OVERALL SIZE	820 x 520mm
BOWL SIZE	410 x 480 x 200mm / 39L 270 x 480 x 200mm / 26L
BOWL RADIUS	12mm
CUT-OUT SIZE	Template
OVERFLOW	Yes
CONFIGURATION	Reversible

AVAILABLE AII-IN ACCESSORIES PACK

2403079



Telescopic Bridge



Large Strainer Bowl



Chopping Board



Silicone Drainer Mat

INCLUDED ACCESSORIES

Also available for individual purchase.



2407081
Chopping Board



2407082
Chopping Board



2407083
Wire Rack



2407084
Knife Set



2407085
Knife Holder



2407086
Strainer Bowl



2407087
Stainless Organiser



2407088
Remote Waste Push Button

OTHER AVAILABLE ACCESSORIES



2401329
Extension Drainer

BOW BXX 210-36 (2008348)



SPECIFICATIONS OVERVIEW

INSTALL TYPE Inset / Flushmount / Undermount

OVERALL SIZE 400 x 450mm

BOWL SIZE 360 x 410 x 200mm / 29L

BOWL RADIUS 12mm

OVERFLOW No

CUT-OUT SIZE Template

BOW BXX 210-50 (2008350)



SPECIFICATIONS OVERVIEW

INSTALL TYPE Inset / Flushmount / Undermount

OVERALL SIZE 540 x 450mm

BOWL SIZE 500 x 410 x 200mm / 41L

BOWL RADIUS 12mm

OVERFLOW No

CUT-OUT SIZE Template

AVAILABLE AII-IN ACCESSORIES PACK

2403079



Telescopic
Bridge



Large
Strainer Bowl



Chopping
Board



Silicone
Drainer Mat

OTHER AVAILABLE ACCESSORIES



2401329
Extension
Drainer



2401361
Chopping
Board



2400572
Rollamat



2400491
Drainer
Basket

BOW BXX 210-68 (2008349)



SPECIFICATIONS OVERVIEW

INSTALL TYPE	Inset / Flushmount / Undermount
OVERALL SIZE	720 x 450mm
BOWL SIZE	680 x 410 x 200mm / 56L
BOWL RADIUS	12mm
OVERFLOW	No
CUT-OUT SIZE	Template

BOW BXX 220-36/36 (2008351)



SPECIFICATIONS OVERVIEW

INSTALL TYPE	Inset / Flushmount / Undermount
OVERALL SIZE	782 x 450mm
BOWL SIZE	360 x 410 x 200mm / 28L (x2)
BOWL RADIUS	12mm
OVERFLOW	No
CUT-OUT SIZE	Template

AVAILABLE ALL-IN ACCESSORIES PACK

2403079



Telescopic Bridge



Large Strainer Bowl



Chopping Board



Silicone Drainer Mat

OTHER AVAILABLE ACCESSORIES



2401329
Extension Drainer



2401361
Chopping Board



2400572
Rollamat



2400491
Drainer Basket

BOW BXX 220-42/29 SBL (2008459)



SPECIFICATIONS OVERVIEW

INSTALL TYPE	Inset / Flushmount / Undermount
OVERALL SIZE	780 x 450mm
BOWL SIZE	420 x 410 x 200mm / 34L 298 x 410 x 200mm / 24L
BOWL RADIUS	12mm
OVERFLOW	No
CUT-OUT SIZE	Template

BOW BXX 220-42/29 SBR (2008460)



SPECIFICATIONS OVERVIEW

INSTALL TYPE	Inset / Flushmount / Undermount
OVERALL SIZE	780 x 450mm
BOWL SIZE	420 x 410 x 200mm / 34L 298 x 410 x 200mm / 24L
BOWL RADIUS	12mm
OVERFLOW	No
CUT-OUT SIZE	Template

AVAILABLE ALL-IN ACCESSORIES PACK

2403079



Telescopic
Bridge



Large
Strainer Bowl



Chopping
Board



Silicone
Drainer Mat

OTHER AVAILABLE ACCESSORIES



2401329
Extension
Drainer



2401361
Chopping
Board



2400572
Rollamat



2400491
Drainer
Basket

FRESNO FSG 611-88 CG (2402882)

■ COPPER GREY ■ ONYX



SPECIFICATIONS OVERVIEW

INSTALL TYPE	Inset
OVERALL SIZE	860 x 458mm
BOWL SIZE	496 x 425 x 195mm / 41L
BOWL RADIUS	10mm
CUT-OUT SIZE	846 x 444mm
OVERFLOW	Yes
CONFIGURATION	Reversible

AVAILABLE ALL-IN ACCESSORIES PACK

2403079



Telescopic Bridge



Large Strainer Bowl



Chopping Board



Silicone Drainer Mat

OTHER AVAILABLE ACCESSORIES



2400570
Strainer Bowl



2400572
Rollamat



RAPID RPX 611-86 LHD (2008352)



SPECIFICATIONS OVERVIEW

INSTALL TYPE	Inset
OVERALL SIZE	860 x 500mm
BOWL SIZE	340 x 400 x 180mm / 24L
BOWL RADIUS	70mm
OVERFLOW	No
CUT-OUT SIZE	840 x 480mm

RAPID RPX 611-86 RHD (2008353)



SPECIFICATIONS OVERVIEW

INSTALL TYPE	Inset
OVERALL SIZE	860 x 500mm
BOWL SIZE	340 x 400 x 180mm / 24L
BOWL RADIUS	70mm
OVERFLOW	No
CUT-OUT SIZE	840 x 480mm

AVAILABLE AII-IN ACCESSORIES PACK

2403079



Telescopic
Bridge



Large
Strainer Bowl



Chopping
Board



Silicone
Drainer Mat

RAPID RPX 651 LHD (2008354)



SPECIFICATIONS OVERVIEW

INSTALL TYPE	Inset
OVERALL SIZE	1000 x 500mm
BOWL SIZE	340 x 400 x 180mm / 24L 160 x 300 x 125mm / 6L
BOWL RADIUS	70mm
OVERFLOW	No
CUT-OUT SIZE	980 x 480mm

RAPID RPX 651 RHD (2008355)



SPECIFICATIONS OVERVIEW

INSTALL TYPE	Inset
OVERALL SIZE	1000 x 500mm
BOWL SIZE	340 x 400 x 180mm / 24L 160 x 300 x 125mm / 6L
BOWL RADIUS	70mm
OVERFLOW	No
CUT-OUT SIZE	980 x 480mm

AVAILABLE ALL-IN ACCESSORIES PACK

2403079



Telescopic
Bridge



Large
Strainer Bowl



Chopping
Board



Silicone
Drainer Mat

RAPID RPX 621 LHD (2008356)



SPECIFICATIONS OVERVIEW

INSTALL TYPE	Inset
OVERALL SIZE	1160 x 500mm
BOWL SIZE	340 x 400 x 180mm / 24L (x2)
BOWL RADIUS	70mm
OVERFLOW	No
CUT-OUT SIZE	1140 x 480mm

RAPID RPX 621 RHD (2008357)



SPECIFICATIONS OVERVIEW

INSTALL TYPE	Inset
OVERALL SIZE	1160 x 500mm
BOWL SIZE	340 x 400 x 180mm / 24L (x2)
BOWL RADIUS	70mm
OVERFLOW	No
CUT-OUT SIZE	1140 x 480mm

AVAILABLE AII-IN ACCESSORIES PACK

2403079



Telescopic
Bridge



Large
Strainer Bowl



Chopping
Board



Silicone
Drainer Mat

CITY UCG 611-100

■ MATTE BLACK (2406925) ■ ONYX (2406923) □ POLAR WHITE (2406924)



Stainless steel waste kits and overflows come standard with onyx and polar white sinks.

SPECIFICATIONS OVERVIEW

INSTALL TYPE	Inset
OVERALL SIZE	1000 x 500mm
BOWL SIZE	490 x 427 x 190mm
BOWL RADIUS	25mm
OVERFLOW	Yes
CUT-OUT SIZE	964 x 464mm, corner radius = 15

CITY UCG 621

■ MATTE BLACK (2406928) ■ ONYX (2406926) □ POLAR WHITE (2406927)



Stainless steel waste kits and overflows come standard with onyx and polar white sinks.

SPECIFICATIONS OVERVIEW

INSTALL TYPE	Inset
OVERALL SIZE	1160 x 500mm
BOWL SIZE	350 x 427 x 190mm (x2)
BOWL RADIUS	25mm
OVERFLOW	Yes
CUT-OUT SIZE	1124 x 464mm, corner radius = 15

AVAILABLE AII-IN ACCESSORIES PACK

2403079



Telescopic Bridge



Large Strainer Bowl



Chopping Board



Silicone Drainer Mat

CITY UCG 620-78

■ MATTE BLACK (2406931) ■ ONYX (2406929) □ POLAR WHITE (2406930)



Stainless steel waste kits and overflows come standard with onyx and polar white sinks.

SPECIFICATIONS OVERVIEW

INSTALL TYPE	Inset
OVERALL SIZE	780 x 500mm
BOWL SIZE	359 x 425 x 220mm 332 x 364 x 200mm
BOWL RADIUS	15mm
OVERFLOW	Yes
CUT-OUT SIZE	744 x 464mm, corner radius = 15

CITY MRG110-39

■ MATTE BLACK (2414000) ■ ONYX (2414001) □ POLAR WHITE (2414002)



Stainless steel waste kits and overflows come standard with onyx and polar white sinks.

SPECIFICATIONS OVERVIEW

INSTALL TYPE	Undermount
OVERALL SIZE	440 x 448mm
BOWL SIZE	390 x 398 x 200mm / 29L
BOWL RADIUS	20mm
OVERFLOW	Yes
CUT-OUT SIZE	Refer to manual

AVAILABLE AII-IN ACCESSORIES PACK

2403079



Telescopic Bridge



Large Strainer Bowl



Chopping Board



Silicone Drainer Mat

OTHER AVAILABLE ACCESSORIES



2401329
Extension Drainer



2400572
Rollamat



2400491
Drainer Basket*



BG347
Bottom Grid**

* Only available on 2406931, 2406929 and 2406930

** Only available on 2414000, 2414001 and 2414002

CITY MRG610-51FTL

■ MATTE BLACK (2414003) ■ ONYX (2414004) □ POLAR WHITE (2414005)



SPECIFICATIONS OVERVIEW

INSTALL TYPE	Inset
OVERALL SIZE	549 x 530mm
BOWL SIZE	510 x 394 x 240mm
BOWL RADIUS	16mm
OVERFLOW	Yes
CUT-OUT SIZE	Refer to manual



Stainless steel waste kits and overflows come standard with onyx and polar white sinks.

CITY MRG110-51

■ MATTE BLACK (2414006) ■ ONYX (2414007) □ POLAR WHITE (2414008)



SPECIFICATIONS OVERVIEW

INSTALL TYPE	Undermount
OVERALL SIZE	549 x 453mm
BOWL SIZE	510 x 394 x 240mm
BOWL RADIUS	16mm
OVERFLOW	Yes
CUT-OUT SIZE	Refer to manual



Stainless steel waste kits and overflows come standard with onyx and polar white sinks.

AVAILABLE AII-IN ACCESSORIES PACK

2403079



Telescopic Bridge



Large Strainer Bowl



Chopping Board



Silicone Drainer Mat

OTHER AVAILABLE ACCESSORIES



2414029 Rollamat



2414027 Chopping Board



2414028 Strainer Bowl



BG322 Bottom Grid

CITY MRG610-75FTL

■ MATTE BLACK (2414009) ■ ONYX (2414010) □ POLAR WHITE (2414011)



Stainless steel waste kits and overflows come standard with onyx and polar white sinks.

SPECIFICATIONS OVERVIEW

INSTALL TYPE	Inset
OVERALL SIZE	787 x 539mm
BOWL SIZE	750 x 394 x 240mm
BOWL RADIUS	16mm
OVERFLOW	Yes
CUT-OUT SIZE	Refer to manual

CITY MRG110-75

■ MATTE BLACK (2414012) ■ ONYX (2414013) □ POLAR WHITE (2414014)



Stainless steel waste kits and overflows come standard with onyx and polar white sinks.

SPECIFICATIONS OVERVIEW

INSTALL TYPE	Undermount
OVERALL SIZE	788 x 453mm
BOWL SIZE	748 x 394 x 240mm
BOWL RADIUS	16mm
OVERFLOW	Yes
CUT-OUT SIZE	Refer to manual

AVAILABLE AII-IN ACCESSORIES PACK

2403079



Telescopic Bridge



Large Strainer Bowl



Chopping Board



Silicone Drainer Mat

OTHER AVAILABLE ACCESSORIES



2414029 Rollamat



2414027 Chopping Board



2414028 Strainer Bowl



BG710 Bottom Grid

CITY MRG620-36/36FTL

■ MATTE BLACK (2414015) ■ ONYX (2414016) □ POLAR WHITE (2414017)



Stainless steel waste kits and overflows come standard with onyx and polar white sinks.

SPECIFICATIONS OVERVIEW

INSTALL TYPE	Inset
OVERALL SIZE	787 x 530mm
BOWL SIZE	358 x 394 x 240mm (x2)
BOWL RADIUS	16mm
OVERFLOW	Yes
CUT-OUT SIZE	Refer to manual

CITY MRG120-36/36

■ MATTE BLACK (2414018) ■ ONYX (2414019) □ POLAR WHITE (2414020)



Stainless steel waste kits and overflows come standard with onyx and polar white sinks.

SPECIFICATIONS OVERVIEW

INSTALL TYPE	Undermount
OVERALL SIZE	788 x 453mm
BOWL SIZE	358 x 394 x 240mm (x2)
BOWL RADIUS	16mm
OVERFLOW	Yes
CUT-OUT SIZE	Refer to manual

AVAILABLE ALL-IN ACCESSORIES PACK

2403079



Telescopic Bridge



Large Strainer Bowl



Chopping Board



Silicone Drainer Mat

OTHER AVAILABLE ACCESSORIES



2414029 Rollamat



2414027 Chopping Board



2414028 Strainer Bowl



BG322 Bottom Grid

CITY MRG620-43/30FTL

■ MATTE BLACK (2414021) ■ ONYX (2414022) □ POLAR WHITE (2414023)



Stainless steel waste kits and overflows come standard with onyx and polar white sinks.

SPECIFICATIONS OVERVIEW

INSTALL TYPE	Inset
OVERALL SIZE	787 x 530mm
BOWL SIZE	421 x 394 x 240mm 295 x 394 x 240mm
BOWL RADIUS	16mm
OVERFLOW	Yes
CUT-OUT SIZE	Refer to manual

Featuring half height divider

CITY MRG120-43/30

■ MATTE BLACK (2414024) ■ ONYX (2414025) □ POLAR WHITE (2414026)



Stainless steel waste kits and overflows come standard with onyx and polar white sinks.

SPECIFICATIONS OVERVIEW

INSTALL TYPE	Undermount
OVERALL SIZE	788 x 453mm
BOWL SIZE	421 x 394 x 240mm 295 x 394 x 240mm
BOWL RADIUS	16mm
OVERFLOW	Yes
CUT-OUT SIZE	Refer to manual

Featuring half height divider

AVAILABLE AII-IN ACCESSORIES PACK

2403079



Telescopic Bridge

Large Strainer Bowl

Chopping Board

Silicone Drainer Mat

OTHER AVAILABLE ACCESSORIES



2414029 Rollamat

2414027 Chopping Board

2414028 Strainer Bowl

BG390 & BG264 Bottom Grids



LOW DIVIDE, DEEP CAPACITY

MAKE YOUR SPACE WORK FOR YOU

It's no secret that your kitchen can get messy in the blink of an eye. But with a low-divide sink you can keep your mess in check. The double bowl allows you to multi-task with ease, while the low divide creates a larger single bowl perfect for cleaning oversized cookware and bakeware.

City sinks are equipped with deep capacity bowls that can easily fit baking trays, pots and pans to be washed with maximum ease.



OLTEN TA9531 (2003899)



SPECIFICATIONS OVERVIEW

STYLE	Pull-Out
CUT-OUT SIZE	ø 35mm
WELS	4 star / 7.5 Lpm
WELS REGISTRATION	T35089
FINISH	Stainless Steel

OLTEN TA9531B (2264953)



SPECIFICATIONS OVERVIEW

STYLE	Pull-Out
CUT-OUT SIZE	ø 35mm
WELS	4 star / 7.5 Lpm
WELS REGISTRATION	T35089
FINISH	Industrial Black Stainless Steel

STEEL TA9631 (2265241)



SPECIFICATIONS OVERVIEW

STYLE	Pull-Out - Dual Spray
--------------	-----------------------

CUT-OUT SIZE	ø 35mm
---------------------	--------

WELS	5 star / 6 Lpm
-------------	----------------

WELS REGISTRATION	TBD
--------------------------	-----

FINISH	Stainless Steel
---------------	-----------------

STEEL TA9631B (2265242)



SPECIFICATIONS OVERVIEW

STYLE	Pull-Out - Dual Spray
--------------	-----------------------

CUT-OUT SIZE	ø 35mm
---------------------	--------

WELS	5 star / 6 Lpm
-------------	----------------

WELS REGISTRATION	TBD
--------------------------	-----

FINISH	Industrial Black Stainless Steel
---------------	----------------------------------

TAP WARRANTY NOTICE

Franke taps purchased through Reece have a full 5 years parts and labour warranty and a further 10 years applies to the cartridge only, plus any faults in product construction, materials and assembly.

Large and heavy taps should ideally be mounted directly through the solid benchtop or fully supported from underneath. For all other swivel taps, we recommend the use of the Franke Tap Support Arm (provided with tap). Please ensure all Franke tapware is installed at a pressure of no greater than 500 kPa in accordance with AS/NZS3500 and insist that your plumber flushes all of the water supply lines before installing tapware. Failure to do so may void warranty.

SPAZIO PLUMBING KIT SPAZIO PK 945 (2029265)



SPECIFICATIONS OVERVIEW

FINISH Grey Polypropylene

DESCRIPTION The space saving solution for installing two and three bowl sinks into one flush fitted outlet, located at the rear of your cabinet. Includes connection points for appliances.

ECO PLUMBING KIT ECO PK 205 (2028921)



SPECIFICATIONS OVERVIEW

FINISH Grey Polypropylene

DESCRIPTION The space saving solution for installing two bowl sinks into one flush fitted outlet, located at the rear of your cabinet. Adjustable to any combination of bowl depth, ensuring maximum drainage is achieved.



DESIGNER SERIES APPLIANCES







PRODUCT RANGE OVERVIEW

DESIGNER SERIES APPLIANCES

FRE90M10B (2402530)



FRE60P10B (2002132)



FRE60M9B (2002133)



FRE60M5B (2002134)



TF944E1S (2002147)



TG925BVY (2002146)



FRG905S1 (2002139)



FRG604S1 (2002138)



FRG302S1 (2002137)



FCI905B1 (2402529)



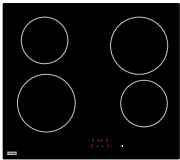
FCE905B1 (2402528)



FSM654IBK (2012139)



FRE604B1 (2002135)



FDFFRO9354XSAU (2002144)



FDL9065XSAU (2002143)



FBI537XSAU (2002141)



FBFEXSA86 (2011979)



FTC622XSAU (2002145)



FRDW60FS (2002148)



FRDW60SI (2002149)



FFD090X5S (2002140)



90CM 10 FUNCTION OVEN FRE90M10B (2402530)



SPECIFICATIONS OVERVIEW

DIMENSIONS	894 x 545 x 482mm
CAVITY SIZE	105L
TEMP RANGE	50/250°C
WEIGHT	51kg
FINISH	Black Glass

FEATURES & BENEFITS

- 10 functions
- 105L oven capacity
- Triple glazed oven door
- Telescopic runner
- Dual oven light
- Wire rack x2
- Baking pan x1

FUNCTIONS



60CM PYROLYTIC OVEN FRE60P10B (2002132)



SPECIFICATIONS OVERVIEW

DIMENSIONS	595 x 575 x 595mm
CAVITY SIZE	70L
TEMP RANGE	50/250/450°C
WEIGHT	41.8kg
FINISH	Black Glass

FEATURES & BENEFITS

- Self clean oven function
- 10 functions
- 70L oven capacity
- LED Display
- Telescopic runner
- Quadruple glazed oven door
- Child lock
- Wire rack x2
- Baking pan x1

FUNCTIONS



60CM 9 FUNCTION OVEN FRE60M9B (2002133)



SPECIFICATIONS OVERVIEW

DIMENSIONS 595 x 575 x 595mm

CAVITY SIZE 70L

TEMP RANGE 50/250°C

WEIGHT 30.8kg

FINISH Black Glass

FEATURES & BENEFITS

- 9 functions
- 70L oven capacity
- LED display
- Triple glazed oven door
- Child lock
- Wire rack x2
- Baking pan x1

FUNCTIONS



60CM 5 FUNCTION OVEN FRE60M5B (2002134)



SPECIFICATIONS OVERVIEW

DIMENSIONS 595 x 575 x 595mm

CAVITY SIZE 70L

TEMP RANGE 50/250°C

WEIGHT 30.4kg

FINISH Black Glass

FEATURES & BENEFITS

- 5 functions
- 70L oven capacity
- 120 minute auto off timer
- Triple glazed oven door
- Fan forced
- Wire rack x2
- Baking pan x1

FUNCTIONS



COMBINATION MICROWAVE OVEN TF944E1S (2002147)



SPECIFICATIONS OVERVIEW

DIMENSIONS	595 x 568 x 454mm
CAPACITY	44L
VOLTAGE	240V - 50Hz
POWER	900W Max
FINISH	Black Glass

FEATURES & BENEFITS

- Microwave / Grill / Convection
- Drop down door
- 360mm turntable
- 13 auto menus
- Weight defrost
- Child safety lock

FUNCTIONS



MICROWAVE OVEN TG925BVY (2002146)



SPECIFICATIONS OVERVIEW

DIMENSIONS	594 x 401 x 388mm
CAPACITY	25L
VOLTAGE	240V - 50Hz
POWER	900W Max
FINISH	Black Glass

FEATURES & BENEFITS

- Microwave / Grill
- Side opening door
- 315mm turntable
- 8 auto menus
- Weight defrost
- Child safety lock
- 5 power levels
- Short Grill Rack x 1
- Turntable x 1

FUNCTIONS



90CM GAS COOKTOP FRG905S1 (2002139)



SPECIFICATIONS OVERVIEW

DIMENSIONS	880 x 510 x 48mm
NO. OF BURNERS	5
POWER	220-240V 50/60Hz, 06.W Max
GAS TYPE	Natural & LPG
FINISH	Stainless Steel

FEATURES & BENEFITS

- 5 burners (NG or LPG)
- Includes 18 MJ/h WOK burner
- Auto ignition
- Flame failure
- Cast iron trivets
- Solid steel control knobs

FUNCTIONS



60CM GAS COOKTOP FRG604S1 (2002138)



SPECIFICATIONS OVERVIEW

DIMENSIONS	600 x 510 x 48mm
NO. OF BURNERS	4
POWER	220-240V 50/60Hz, 06.W Max
GAS TYPE	Natural & LPG
FINISH	Stainless Steel

FEATURES & BENEFITS

- 4 burners (NG or LPG)
- Includes 15.5 MJ/h WOK burner
- Auto ignition
- Flame failure
- Cast iron trivets
- Stainless steel control knobs

FUNCTIONS



30CM GAS COOKTOP FRG302S1 (2002137)



SPECIFICATIONS OVERVIEW

DIMENSIONS	288 x 510 x 48mm
NO. OF BURNERS	2
POWER	220-240V 50/60Hz, 06.W Max
GAS TYPE	Natural & LPG
FINISH	Stainless Steel

FEATURES & BENEFITS

- 2 burners (NG or LPG)
- Auto ignition
- Flame failure
- Cast iron trivet
- Solid steel control knobs

FUNCTIONS



60CM INDUCTION COOKTOP FSM654IBK (2012139)



SPECIFICATIONS OVERVIEW

DIMENSIONS 650 x 510 x 54mm

NO. OF ZONES 4

POWER 7200W

CONTROLS Touch Control

FINISH Black Glass

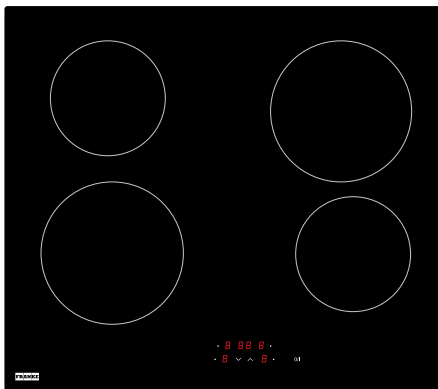
FEATURES & BENEFITS

- 4 zones
- Touch control
- Auto shut off
- Residual heat indication
- Pan detection
- Timer
- Child lock

FUNCTIONS



60CM CERAMIC COOKTOP FRE604B1 (2002135)



SPECIFICATIONS OVERVIEW

DIMENSIONS 590 x 520 x 50mm

NO. OF ZONES 4

POWER 6000W

CONTROLS Touch Control

FINISH Black Glass

FEATURES & BENEFITS

- 4 zones
- Touch control
- Auto shut off
- Residual heat indication
- Keep warm function
- Timer
- Child lock

FUNCTIONS



90CM INDUCTION COOKTOP FCI905B1 (2402529)



SPECIFICATIONS OVERVIEW

DIMENSIONS 880 x 520 x 54mm

NO. OF ZONES 5

POWER 7400W

CONTROLS Touch Control

FINISH Black Glass

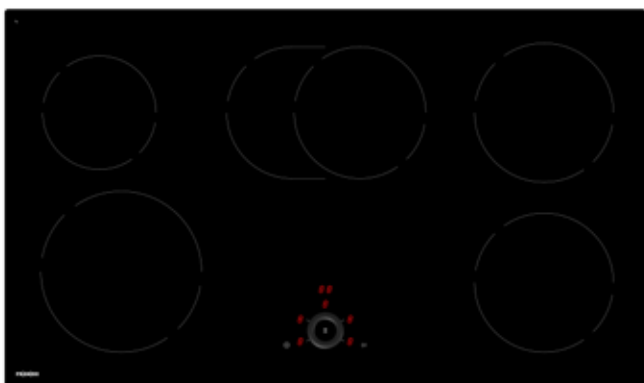
FEATURES & BENEFITS

- 5 zones + bridging
- Touch control
- Residual heat indication
- Keep warm function
- Timer
- Child lock
- Pan detection
- Pause and recall

FUNCTIONS



90CM CERAMIC COOKTOP FCE905B1 (2402528)



SPECIFICATIONS OVERVIEW

DIMENSIONS 880 x 520 x 46mm

NO. OF ZONES 5

POWER 6000W

CONTROLS Touch Control

FINISH Black Glass

FEATURES & BENEFITS

- 5 zones
- Touch control
- Residual heat indication
- Timer
- Child lock
- Pause and recall

FUNCTIONS





90CM T-SHAPE CANOPY RANGEHOOD FDFPRO9354XSAU (2002144)



SPECIFICATIONS OVERVIEW

DIMENSIONS	898 x 470 x 775-1045mm
NOISE LEVEL	54dB
AIR FLOW	690m3/h
POWER	220-240 50Hz, 272W Max
FINISH	Stainless Steel

FEATURES & BENEFITS

- 3 speed fan with boost
- Soft touch push button controls
- 2 x 1w LED lights
- 690 m3/hr air flow
- Dishwasher safe filters
- Optional recirculating

FUNCTIONS



90CM 3 FLARE CANOPY RANGEHOOD FDL9065XSAU (2002143)



SPECIFICATIONS OVERVIEW

DIMENSIONS	898 x 470 x 790-1015mm
NOISE LEVEL	48dB
AIR FLOW	715m3/h
POWER	220-240V 50Hz, 252W max
FINISH	Stainless Steel

FEATURES & BENEFITS

- 3 speed fan
- Soft touch push button controls
- 2 x 1w LED lights
- 715 m3/hr air flow
- Dishwasher safe filters
- Optional recirculating

FUNCTIONS



60CM UNDERMOUNT RANGEHOOD FBI537XSAU (2002141)



SPECIFICATIONS OVERVIEW

DIMENSIONS	520 x 300 x 330mm
NOISE LEVEL	50dB(A) – 70dB(A)
AIR FLOW	690m3/h
POWER	220-240V 50Hz, 252W max
FINISH	Stainless Steel

FEATURES & BENEFITS

- 3 speed fan with boost
- 2 x 1w LED lights
- 690 m3/hr air flow
- Perimeter panel
- Clean filter indicator
- Dishwasher safe filters
- Optional recirculating

FUNCTIONS



90CM UNDERMOUNT RANGEHOOD FBFEXSA86 (2011979)



DIMENSIONS	861 x 350 x 340mm
NOISE LEVEL	Min 49dB, Max 67dB
AIR FLOW	650m3/h
POWER	220-240V 50Hz, 252W max
FINISH	Stainless Steel

- 3 speed fan with boost
- 1 x LED strip bar
- 650 m3/hr air flow
- Perimeter panel
- Clean filter indicator
- Dishwasher safe filters
- Optional recirculating



60CM SLIDE OUT RANGEHOOD FTC622XSAU (2002145)



SPECIFICATIONS OVERVIEW

DIMENSIONS	598 x 290 x 420mm
NOISE LEVEL	56dB
AIR FLOW	645m3/h
POWER	220-240V 50Hz, 252W Max
FINISH	Stainless Steel

FEATURES & BENEFITS

- Dual motor
- 3 speed fan
- 2 x 1w LED lights
- 645 m3/hr air flow
- Dishwasher safe filters
- Optional recirculating

FUNCTIONS



90CM DUAL FUEL UPRIGHT COOKER FFD090X5S (2002140)



SPECIFICATIONS OVERVIEW

DIMENSIONS	897 x 600 x 870-940mm
OVEN CAPACITY	142L
TEMPERATURE	50/250°C
CLOCK	Digital
FINISH	Stainless Steel

FEATURES & BENEFITS

- 5 burner gas hob (NG or LPG)
- 17.5 MJ/h dual WOK burner
- Heavy cast iron trivets
- Flame failure
- Electric oven
- 11 functions
- Triple glazed oven door
- Storage compartment

FUNCTIONS



Please note: an optional kick panel is available for this product.
Part number: 133.9100040

FREESTANDING DISHWASHER FRDW60FS (2002148)



SPECIFICATIONS OVERVIEW

DIMENSIONS	598 x 600 x 845mm
NOISE LEVEL	49dB
ENERGY RATING	3.5 stars
WELS RATING	4.5 stars / 12.5 litres per wash
FINISH	Stainless Steel

FEATURES & BENEFITS

- 14 place setting
- 7 programs
- Aqua stop
- Delay start
- Adjustable cutlery drawer
- Child lock

FUNCTIONS



SEMI INTEGRATED DISHWASHER FRDW60SI (2002149)



SPECIFICATIONS OVERVIEW

DIMENSIONS	598 x 570 x 815mm
NOISE LEVEL	49dB
ENERGY RATING	3.5 stars
WELS RATING	4.5 stars / 12.5 litres per wash
FINISH	Stainless Steel

FEATURES & BENEFITS

- 14 place setting
- 7 programs
- Aqua stop
- Delay start
- Adjustable cutlery drawer
- Child lock

FUNCTIONS







