

PRODUCT CATALOGUE

COMMERCIAL SINKS, TAPS AND APPLIANCES



FRANKE

ALL-IN ACCESSORIES

ACCESSORY PACK 1



Telescopic Bridge



Chopping Board



Small Strainer Bowl



Small Storage Box



Bamboo Lid

ACCESSORY PACK 2



Telescopic Bridge



Chopping Board



Small Strainer Bowl



Small Storage Box



Bamboo Lid



Silicon Drainer Mat

ACCESSORY PACK 3



Telescopic Bridge



Chopping Board



Small Strainer Bowl



Small Storage Box



Bamboo Lid



Silicon Drainer Mat



Large Strainer Bowl



Storage Container





OUR HISTORY

Over one hundred years of passion

Making something wonderful rarely happens overnight, and Franke has been pushing the boundaries for over 100 years. Founded in 1911, Franke was built on a foundation of precision engineering combined with traditional craftsmanship. Over 100 years later, those principles endure, while a focus on the changing needs and lifestyles of our customers has helped us become the world's largest manufacturer of kitchen sinks.

SWISS PRECISION ENGINEERING

The Franke story began as a small sheet-metal business in Rorschach, Switzerland, established by Hermann Franke in 1911. Since then we've established efficient and economic manufacturing facilities all around the world.

Many things have changed in the past century, but what is always the same is a set of values, characterized by respect, trust and openness. The values of innovation, entrepreneurship, quality and stylish design were in the heart of Hermann Franke and continue to be at the heart of the business, as we enter a second century of smart and stunning design.



SHAPING OUR FUTURE



"We believe that sustainability means fairness to future generations"

Preserving the environment – shaping the future: As a company conscious of our responsibilities, we think and act today in the interests of the world of tomorrow. We work hand in hand with our partners, customers and suppliers to create a livable future where people can also thrive.

"We believe that sustainability means fairness to future generations" – this quote from Michael Pieper, owner of the Franke Group encapsulates our company ideals. We reconcile economics and ecology and make a proactive contribution towards sustainable development – with long-lasting products, recyclable materials and smart technologies. We use the global sustainable development goals and the United Nations Global Compact (UNGC) as a guide and framework on the path to a climate-neutral future.

Putting people at the heart of our sustainability

The foundation of our new sustainability strategy rests on the three pillars of the environment, employees and the company. When it comes to environment, we focus on the production and lifecycles of our products. As the market leader, creating reliable and innovative solutions with real added value is both a challenge and a source of motivation.

This exceptional quality enables customers to use our products for more than two decades – conserving resources in the process. We also feel an immense responsibility towards our employees, of which there are approximately 8700 around the world. Words like appreciation and trust aren't just empty phrases to us, they're deeply embedded in our company's DNA.

We help people to stay healthy and to make their professional aspirations a reality. Franke is synonymous with diversity, equal opportunities, cohesion and a company culture where people want to give their best and contribute their own ideas.



CHOOSING YOUR PERFECT SINK

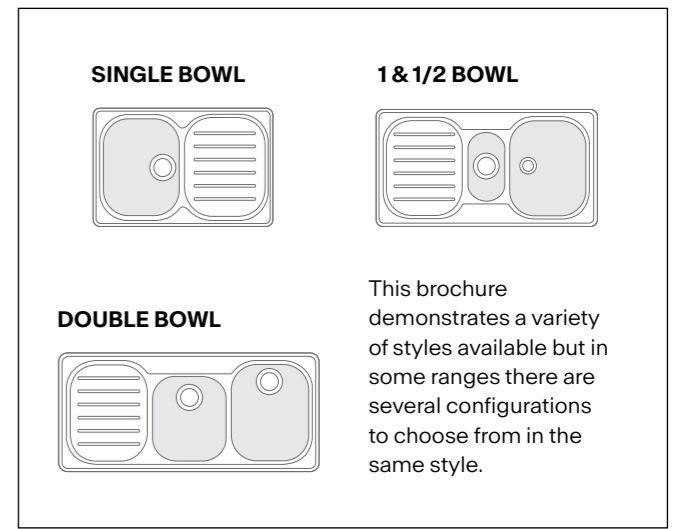
As the kitchen sink is seen as the heart of the kitchen, it's the perfect starting point for creating your dream kitchen. There are however certain functional considerations to take into account and the following information will help to ensure that your ideal sink is the perfect fit for your ideal kitchen.

BOWL AND DRAINER CONFIGURATION

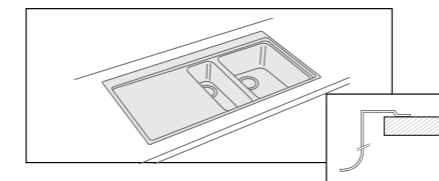
BOWL & DRAINER CONFIGURATION

The type and position of your bowl depends on how you intend to use your sink. If you like room to clean large items like grill pans, a larger single bowl may be best for you, or for a multi-functional purpose, you may prefer the versatility of two separate working bowls.

The drainer location is also an important consideration. For many sinks you will need to choose the specific version you prefer - with drainer on the left or right hand side. Whereas other sinks are reversible which indicates the drainer can be positioned on either side.

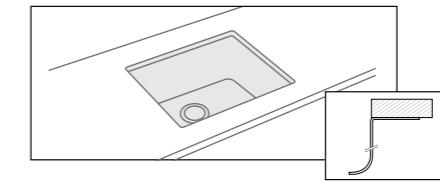


INSTALLATION TYPES



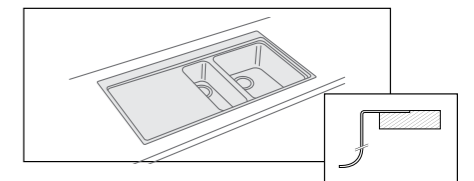
INSET SINKS

Inset sinks are installed from above into a pre-prepared hole in your worktop. It gives you the widest range of sink shapes, sizes and styles to choose from.



UNDERMOUNT SINKS

Undermount sinks are installed underneath the worksurface and require a solid surface such as granite. They are not compatible with laminate worksurfaces.



FLUSHMOUNT SINKS

Flushmount sinks feature a single thickness edge allowing a slimfit to the benchtop which can also be recessed resulting in a flush fit with the surface.

MATERIAL TYPES



STAINLESS STEEL

Franke stainless steel sinks are made from premium quality chrome nickel steel, which looks stunningly beautiful, is highly resistant to staining, rust and corrosion - plus it won't chip, flake or break.

It's the most popular material - and for good reason. Stainless steel has a timeless quality that sits beautifully in a traditional or contemporary style kitchen, offering stunning good looks and a durability that helps keep it looking at its best for years.



FRAGRANITE

Fragranite is an exceptionally tough material containing 80% quartz and 20% resin to form a unique material with a subtle sheen that is warm to the touch.

Kitchens can be a critical location for spreading bacteria. On unprotected material, bacteria can multiply every 20 minutes making surfaces unhygienic. The integrated Sanitized® hygiene function in Fragranite sinks helps to keep this area clean and provides the sink with lasting protection.

ALL-IN ACCESSORIES



EIGHT ACCESSORIES, ENDLESS USES

The system explained - Compatible with any sink*, All-In includes:



1 TELESCOPIC BRIDGE

Featuring extendable stainless steel rails with durable handles that will adjust to fit bowls up to 540mm. Incorporates small feet that sit against the sink edge to ensure a stable fit.



2 BAMBOO CHOPPING BOARD

With feet built into its underside, the bamboo board can be positioned above the sink rim, or securely fitted onto the bridge's stainless steel rails.



3 LARGE STRAINER BOWL

Made from Sanitized material, the large strainer has holes that mean it can be used as a colander for rinsing ingredients, for collecting peelings when preparing fruit or vegetables, or as a drainer for cutlery and utensils.



4 SMALL STRAINER BOWL

Also made from Sanitized material, the smaller strainer can also serve as a colander or drainer.




5 SMALL STORAGE BOX

The Sanitized small bowl can be used for collecting prepared ingredients and storing them in the fridge. Equally, it can be used for collecting peelings and dealing with waste during the preparation.



6 BAMBOO BOWL LID

Placed securely on top of the small bowl, the bamboo lid can help to keep food fresh.



7 FOLDABLE SILICONE DRAINER MAT

Foldable for easy storage and with an inclined surface for use as a drainer, the pad is also heat resistant and can hold pots and pans straight from the hob or oven.



8 STORAGE CONTAINER

The soft touch storage container easily houses all the different accessories and allows you to store everything neatly in a standard kitchen cabinet.

*For bowls between 340mm and 540mm

STAINLESS STEEL SINKS

LEGEND

TM = Topmount **P** Phasing out
UM = Undermount **C** Coming soon
FM = Flushmount

BELL BCX 210-38



TM/UM | 410 x 445mm

BELL BCX 210-42



TM/UM | 450 x 445mm

BELL BCX 220-38/38



TM/UM | 840 x 460mm

BELL BCX 611



TM | 860 x 480mm
Available in LHD/RHD

BELL BCX 621



TM | 1080 x 480mm
Available in LHD/RHD

GENESIS GSX 621



TM | 1200 x 500mm
Available in LHD/RHD

ONDALINE OLX 611-86



TM | 860 x 500mm
Available in LHD/RHD

ONDALINE OLX 621



TM | 1160 x 500mm
Available in LHD/RHD

PLANAR PZX 210-39



TM/FM/UM | 430 x 450mm

PLANAR PZX 210-54



TM/FM/UM | 580 x 450mm

PLANAR PZX 210-78



TM/FM/UM | 820 x 450mm

PLANAR PZX 220-36



TM/FM/UM | 790 x 450mm

PLANAR PZX 220-39



TM/FM/UM | 845 x 450mm

PLANAR PZX 260



TM/FM/UM | 670 x 450mm
Available in SBL/SBR

SPARK SKX 611



TM | 860 x 500mm
Available in LHD/RHD

SPARK SKX 621



TM | 1158 x 500mm
Available in LHD/RHD

BAR SINK & LAUNDRY TUBS

LEGEND

TM = Topmount **P** Phasing out
UM = Undermount **C** Coming soon
FM = Flushmount

RAMBLA LUX610



TM | ϕ 440mm

ROTONDO ROX45



TM | ϕ 440mm

DELUXE DLT 600



TM | 600 x 500mm

FRAGRANITE SINKS

BALI BLG 611 ONYX



TM | 970 x 500mm
Available in LHD/RHD

BALI BLG 611 PW



TM | 970 x 500mm
Available in LHD/RHD

BALI BLG 651 ONYX



TM | 970 x 500mm
Available in LHD/RHD

BALI BLG 651 PW



TM | 970 x 500mm
Available in LHD/RHD

BALI BLG 621 ONYX



TM | 1160 x 500mm
Available in LHD/RHD

BALI BLG 621 MB **C**



TM | 1160 x 500mm
Available in LHD/RHD

BALI BLG 621 PW



TM | 1160 x 500mm
Available in LHD/RHD

TECTONITE SINKS

LEGEND

TM = Topmount
UM = Undermount
FM = Flushmount

SIRIUS 2.0 S2D 611-100 CB



TM | 1000 x 500mm
 Available in LHD/RHD

SIRIUS 2.0 S2D 611-100 PW



TM | 1000 x 500mm
 Available in LHD/RHD

SIRIUS 2.0 S2D 651-100 CB



TM | 1000 x 500mm
 Available in LHD/RHD

SIRIUS 2.0 S2D 651-100 PW



TM | 1000 x 500mm
 Available in LHD/RHD

SIRIUS 2.0 S2D 621 CB



TM | 1160 x 500mm
 Available in LHD/RHD

SIRIUS 2.0 S2D 621 PW



TM | 1160 x 500mm
 Available in LHD/RHD

SIRIUS 2.0 S2D 620 CB



TM/UM | 860 x 500mm

SIRIUS 2.0 S2D 620 PW



TM/UM | 860 x 500mm

SIRIUS SID 110-34 CB



UM | 365 x 440mm

SIRIUS SID 110-34 PW



UM | 365 x 440mm

SIRIUS SID 110-50 CB



UM | 540 x 450mm

SIRIUS SID 110-50 PW



UM | 540 x 450mm

SIRIUS SID 160 CB



UM | 560 x 440mm
 Available in SBL/SBR

SIRIUS SID 160 PW



UM | 560 x 440mm
 Available in SBL/SBR

TAPS

ATLAS NEO TA9700



Non Pull-Out | 5 star/6 Lpm

ATLAS NEO TA9701



Pull-Out | 5 star/6 Lpm

EOS NEO TA9601



Pull-Out | 4 star/6 Lpm

TAROS TA9510



Non Pull-Out | 4 star/7.5 Lpm

VERONA TA7600



Non Pull-Out | 6 star/4 Lpm

VERONA TA7600B



Non Pull-Out | 6 star/4 Lpm

VERONA TA7311



Pull-Out | 5 star/6 Lpm

VERONA TA7311B



Pull-Out | 5 star/6 Lpm

URBAN TA9990



Non Pull-Out | 5 star/6 Lpm

HIGH FLOW WATER FILTER

HIGH FLOW WATER FILTER F1



8L per minute

HIGH FLOW CARTRIDGE F1-R



8L per minute

TAP SUPPORT AND PLUMBING KITS

TAP SUPPORT ARM TS 896



TAP SUPPORT ARM TS 655



SPAZIO PLUMBING KIT PK 945



ECO PLUMBING KIT PK 205



WASTE DISPOSERS

WASTE DISPOSER TE50



WASTE DISPOSER TE75



WASTE KITS & OVERFLOWS

WASTE KIT WK032MB



Available

WASTE KIT WK033



Available

WASTE COVER WC146



Available

OVERFLOW OF273



Available

WASTE KIT WK655



WASTE KIT WK662



WASTE COVER WC149



OVERFLOW OF083





URBAN APPLIANCES

URBAN APPLIANCES

FCE60M5B (OVEN)



594 x 594 x 569mm

FCE60M10B (OVEN)



594 x 594 x 569mm

FCE60P11B (OVEN)



594 x 594 x 569mm

FCE90M10B (OVEN)



894 x 482 x 545mm

FCMWC38B1 (MICROWAVE)



594 x 455 x 536mm

FCMWS25B1 (MICROWAVE)



594 x 388 x 401mm

FCUH52XSAU (RANGEHOOD)



520 x 254 x 296mm

FCUH90XSAU (RANGEHOOD)



900 x 254 x 296mm

FCUH52BAU (RANGEHOOD)



520 x 307 x 296mm

FCUH90BAU (RANGEHOOD)



900 x 307 x 296mm

FTC632XSAU (RANGEHOOD)



598 x 196 x 300mm

FTC922XSAU (RANGEHOOD)



898 x 420 x 411mm

FCTSH90XB1 (RANGEHOOD)



895 x 548-998 x 500mm

FCDW60FS (DISHWASHER)



598 x 845 x 600mm

FCDW60SI (DISHWASHER)



598 x 815 x 570mm

FCDW60FI (DISHWASHER)



598 x 815 x 550mm

FCG604S1 (GAS COOKTOP)



600 x 510 x 87mm

FCG604B1 (GAS COOKTOP)



590 x 520 x 55mm

FCG905S1 (GAS COOKTOP)



880 x 510 x 87mm

FCG905B1 (GAS COOKTOP)



860 x 520 x 55mm

FRG302S1 (GAS COOKTOP)



288 x 510 x 48mm

FCDU905B1 (UPRIGHT COOKER)



897 x 870-940 x 600mm

URBAN APPLIANCES

FCE604B1 (ELECTRIC COOKTOP)



590 x 520 x 50mm
230V 50/60Hz, 6000W Max

FCE905B1 (ELECTRIC COOKTOP)



880 x 520 x 46mm
220-240V 50/60Hz, 6000W Max

FSM654IBK (INDUCTION COOKTOP)



650 x 510 x 54mm
230V 50/60Hz, 7200W Max

FCI905B1 (INDUCTION COOKTOP)



880 x 520 x 54mm
230V 50/60Hz, 7400W Max

FSM302IBK (INDUCTION COOKTOP)



284 x 510 x 54mm
220-240V 50-60Hz

FRANKE

83 Bangholme Road
Dandenong South VIC 3175
Australia

Phone: +61 3 9700 9100
Fax: +61 3 9700 9191
Email: HS-Info.AU@franke.com

Printed September 2022
BRO.FRANKECOM22

 www.prks.com.au/franke

 facebook.com/FrankeAustralia

 [@frankeaus](https://www.instagram.com/frankeaus)