


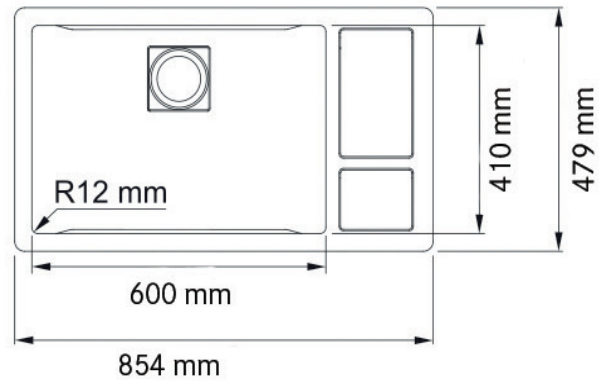
CUX 11024-W

CHEF CENTRE SINK



PRODUCT INFORMATION

| | |
|-------------------------|--|
| Installation | Undermount |
| Dimensions | 854(W) x 479(H)mm |
| Cabinet Base | 900mm |
| Bowl Size | 600(W) x 410(H) x 229(D)/56L 155(W) x 158(H) x 229(D)/5L 155(W) x 125(H) x 229(D)/4L |
| Bowl Radius | 12mm |
| Cut-Out Size | Template |
| Cut-Out Template | Yes |
| Waste Outlet | Semi Integrated Waste |
| Overflow | No |
| Tap Holes | No |
| Remote Waste | Yes |
| Finish | Stainless Steel |




ACCESSORIES AVAILABLE

ACCESSORIES INCLUDED

BARE SINK OPTION AND SOME SINK & TAP PACKAGES DO NOT INCLUDE ACCESSORIES.
PLEASE CHAT TO YOUR SALES CONSULTANT FOR FURTHER INFORMATION.

ACCESSORIES




CUW24-36S
Grid Drainer



DT 587
Extension Drainer



CUW-40S
Chopping Board



SP40S
Soft Pad



SBCUW-70S
Strainer Bowl



CUW-36RM
Rollamat



Push Button Waste

LAST UPDATED: 7 DEC 2020