

TECHNICAL DATASHEET

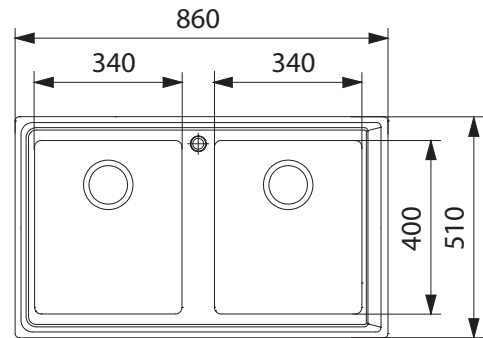
NEPTUNE PLUS NPX 620

Product Category	Sinks
Finish	Stainless Steel
Installation	Topmount
Range	NEPTUNE PLUS
Model	NPX 620
Warranty	50 Years








PRODUCT INFORMATION

Dimensions	860 x 510mm
Cabinet Base	800mm
Bowl Size	340 x 400 x 180mm/24L (x2)
Bowl Radius	15mm
Cut-Out Size	840 x 490mm
Cut-Out Template	No
Waste Outlet	Semi Integrated Waste
Overflow	Yes
Tap Holes	Yes
Remote Waste	No
Accessories	1 2 3 4 5



1 ACCESSORIES AVAILABLE **1** ACCESSORIES INCLUDED

ACCESSORIES

1  CB 124 Chopping Board	2  ST 123 Strainer Tray	3  RM 44 Rollamat	4  TS 655 Tap Support Brace	5  DT 651 Extension Drainer
--	---	---	---	---

FEATURES & BENEFITS



LAST UPDATED: 11 OCT 2019