

# TECHNICAL DATASHEET

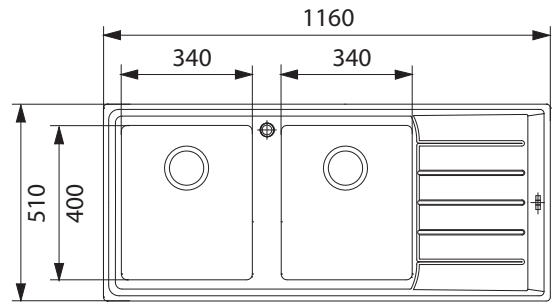
## NEPTUNE PLUS NPX 621 RHD

Product Category	Sinks
Finish	Stainless Steel
Installation	Topmount
Range	NEPTUNE PLUS
Model	NPX 621 RHD
Warranty	50 Years








### PRODUCT INFORMATION

Dimensions	1160 x 510mm
Cabinet Base	800mm
Bowl Size	340 x 400 x 180mm/24L (x2)
Bowl Radius	15mm
Cut-Out Size	1140 x 490mm
Cut-Out Template	No
Waste Outlet	Semi Integrated Waste
Overflow	Yes
Tap Holes	Yes
Remote Waste	No
Accessories	<b>1</b> <b>2</b> <b>3</b> <b>4</b> <b>5</b>



**1** ACCESSORIES AVAILABLE    **1** ACCESSORIES INCLUDED

### ACCESSORIES

<b>1</b>  <b>CB 124</b> Chopping Board	<b>2</b>  <b>ST 123</b> Strainer Tray	<b>3</b>  <b>RM 44</b> Rollamat	<b>4</b>  <b>TS 655</b> Tap Support Brace	<b>5</b>  <b>DT 651</b> Extension Drainer
--	---	---	---	---

### FEATURES & BENEFITS



LAST UPDATED: 11 OCT 2019