



A400 Fresh Brew



The small but mighty hot coffee machine. The A400 Fresh Brew allows for fresh and consistent bean-to-cup hot coffee with every cup. The small footprint of this machine is perfect where space is limited like convenience stores, office locations, and hotels. This fully automatic solution allows customers to easily choose from two different bean types, four different cup sizes, in just three quick steps via our Advanced User Interface - making quality coffee easy and convenient for any user.

Fresh Bean-to-Cup Coffee Every Time.

UNIT	CUPS PER DAY
A400 Fresh Brew	Up to 100



EasyClean
Automatic cleaning system — perfect hygiene in just a few steps.



Touch Screen
8" ultra-thin touch screen for efficient easy operation.



Franke Digital Services
A clear view of commercial and operational performance.

Technical Data

Machine models

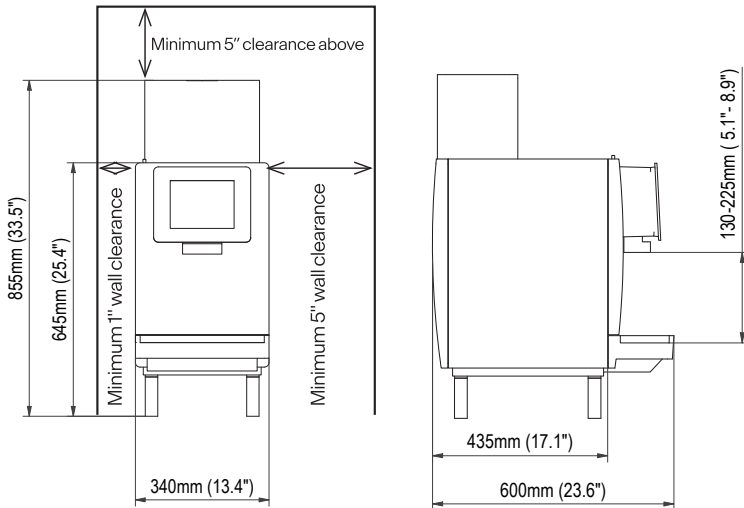
Model	Specification
A400 Fresh Brew	208V (30A)
Electrical Connection	60 Hz 2.3-2.7 kW (20/30 A)
Dimensions	13.4"W x 33.5"H x 23.6"D
Weight (empty)	Approx. 95 lbs



L6-30R

Standard Configuration - Front Profile

Side Profile




Water quality requirements

Aroma	Fresh and pure taste, with no perceptible aroma
Color	Clear
Total Hardness	70 – 140 ppm (mg/l)
Carbonate hardness	3 – 6° dH CH (carbonate hardness)
	50 – 105 ppm (mg/l)
Acid content/ph value	6.5 – 7.5 pH
Chlorine content	< 0.5 mg/l
Chloride content	< 30 mg/l
TDS	30 – 150 ppm (mg/l)
(Total dissolved solids)	
Electrical conductivity	50 – 200 µS/cm (microsiemens)
Iron Content	< 0.3 mg/l
Water pressure	80 – 800 kPa (0.8 – 8 bar)
Flow rate	> 0.1 l/sec
Water temperature	< 25°C

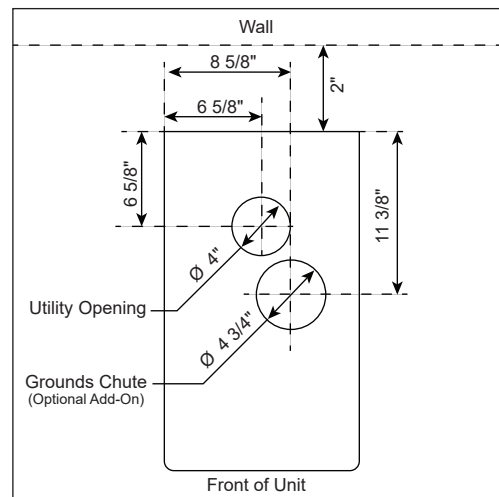
Water connection and drain

Water connection	3/8" compression fitting, L = 59"
Drain hose	Dia = 0.75" OD, L = 78.7"

Digital services connectivity requirements

OPTION 1	
Ethernet/LAN Recommended Option	Connectivity Requirements Ethernet/LAN
Internet connection provided to machine over LAN/Ethernet Cable 	MQTT Port 8883
	NTP Port 123
	HTTPS Port 443
	MQTT Websockets Port 443/ Port 444
OPTION 2	OPTION 3
Additional costs may apply	Limitations may apply
Franke Connection KIT Cellular/ WiFi (Modem)	3rd Party Cellular Modem/ WiFi
Mobile: Private APN (Roaming partner) 4G 2 x LAN ports to connect Modem connects up to 2 machines Wifi capability upon request	Mobile: Cellular or WiFi connection Customer provides modem
Customer is responsible for all connectivity.	

Utility and Grounds Chute Openings



ETL LISTED CONFORMS TO
UL STD 197 CERTIFIED TO
CSA STD C22.2
NO 1093 | 123505



CONFORMS TO
NSF STD 4



Franke Kaffeemaschinen AG

cs-info.ch@franke.com

Franke Coffee Systems GmbH

cs-info.de@franke.com

Franke Coffee Systems Americas

cs-coffeesales.us@franke.com

Franke Coffee Systems UK

sales@frankecoffeesystems.co.uk

us.coffee.franke.com